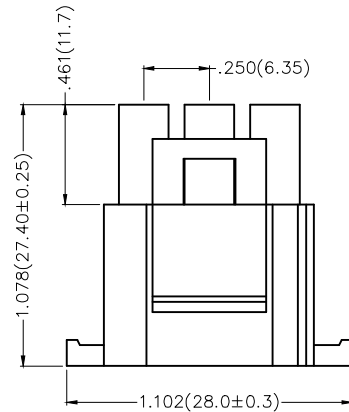
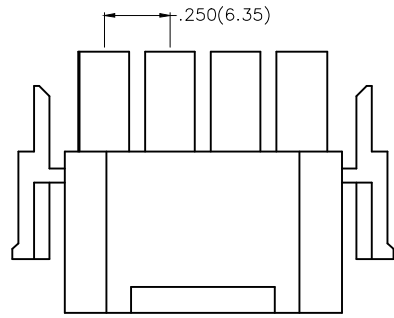
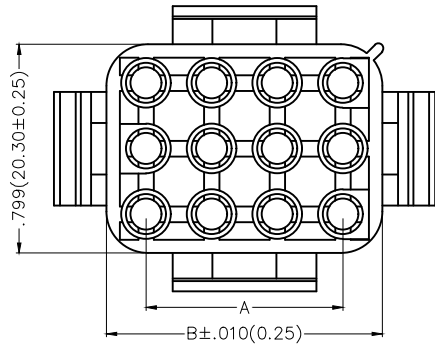


REV	LOCATIONS	DESCRIPTION	DATE	REVISER	APPD
1	△	Flammability change	14/AUG/23	MATT	LEO

Electrical
 Temperature Range—Operating: -25°C~+85°C
 Material
 Housing: PA66(UL 94V-2) △
 Applicable Terminal: FT63502
 Mates With: FWF63503 Series.



Circuits (n)	Part No.	Dimensions(in/mm)	
		A	B
9	FHG63503-T09M2TB	.500(12.70)	.803(20.40)
12	FHG63503-T12M2TB	.750(19.05)	1.053(26.75)
15	FHG63503-T15M2TB	1.000(25.40)	1.303(33.10)

Ordering Information

FHG 635 03 — T XX M 2 T B
 1 2 3 4 5 6 7 8 9

1	Category FHG—Housing	2	Series Number 635—Pitch6.35mm	3	Distinction No. 03	4	Row Option T—Three Row	5	Circuits XX
6	Entry Type M—Male	7	Material—Resin 2—PA66	8	Color—Resin T—Transparent	9	Packaging B—PE Bag		

<p>THIRD ANGLE PROJECTION</p>	GENERAL TOLERANCES (UNLESS SPECIFIED)		APPROVE BY FRANK	DATE 18/JUN/13	PART NO. FHG63503-TXXM2TB	ITEM NO. FHG63503	<p>Leader Of Industry</p>	
	X.±.012(0.30)	X.±5'	CHECKED BY JACOB	DATE 18/JUN/13	TITLE Wire to Board Pitch 6.35mm(Housing)			REV 1
	DESIGN UNITS Inch (metric)	X.X±.008(0.20)	.X'±2'	DRAWN BY CHERRY	DATE 18/JUN/13	THIS DRAWING CONTAINS INFORMATION THAT IS PROPRIETARY TO TXGA INDUSTRIAL ELECTRONICS(S.Z)CO.,LTD AND SHOULD NOT BE USED WITHOUT WRITTEN PERMISSION		
	SCALE 5:1	SIZE A4	X.XX±.006(0.15)	.XX'±1'				